

Netting Installation Made Easy

Bird Netting is one of the most popular methods used for protecting structures against all common species of urban bird pests. Its success is due principally to the fact that, if it is installed correctly then it is virtually the only system that can be used with confidence in places subject to high levels of bird infestation and where birds are roosting at night.



BEFORE



DURING



AFTER

Translucent netting lifted off the roof using a box section roof mount


Bird netting is very versatile as it can be used at all angles for proofing a wide variety of structures, from small perches to complete building facades or roofs. The square mesh running vertically and horizontally ensures that the netting is virtually invisible when installed correctly. The bird netting is completely humane and cannot physically harm the birds in any way, it simply deters them, so they move on to perch somewhere else.

All the nets come in stock sizes of 5m x 5m, 5m x 10m, 10m x 10m, 10m x 15m, 20m x 20m and are available in three colours, black, translucent or stone

25% discount is applied to all stock net orders. We also offer no-flame netting, for use over areas which may get extremely hot.

Cut-to-size nets are available. Please call our sales team on 01539 720950 for a competitive quotation.

As well as high quality netting we also supply a comprehensive range of fixings. The choice of fixing will vary dependant on the quality of material, the type of substrate that it is being fixed to, the size of the net, installation time and costs.



An example of a chimney net



An example of netting used to protect a balcony.

Most of the fixings are available in both our Professional and Budget ranges.

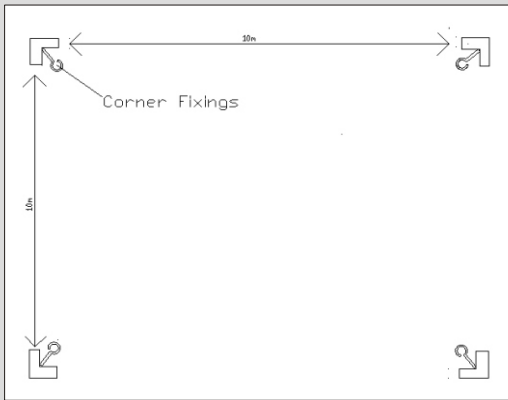
Our Professional Range:-

As the name suggests, this range includes all of the products typically bought by industry professionals for superior installations. Our professional range provides you with high quality products, the metal fixings and wire rope are made from stainless steel. The fixings in this range are discreet and unobtrusive to the casual observer. When installed correctly, these products have been proven to have a life expectancy in excess of 10 years under normal UK weather conditions. More sophisticated tools are required for this range, please call our sales team should you require any help with making your selection.

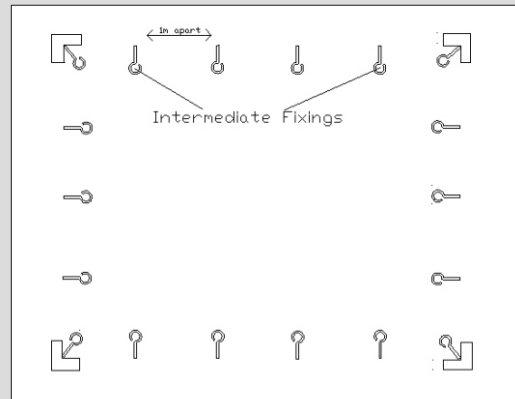
Our Budget Range:-

This range enables you to install a low cost solution. The metal fixings and wire rope in this range are made from galvanised or zinc-plated steel, which is cheaper and has a slightly shorter life span than those in the professional range.

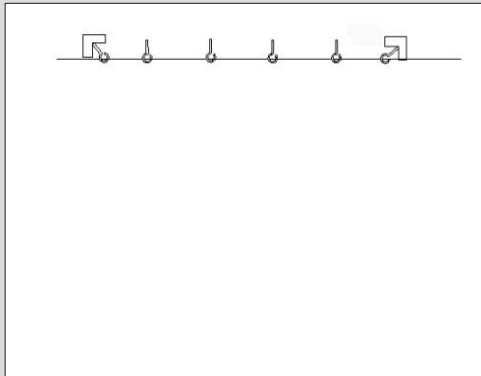
Principals for Installing a 10m x 10m Net



STEP 1: Drill holes and install corner fixings at every corner, or at every 10m along a straight run.



STEP 2: Drill holes and fit intermediate fixings at 1m intervals for 50mm and 75mm mesh, 0.5m for 40mm and 28mm mesh and 0.3m for 19mm mesh, in a straight line between the corner fixings



STEP 3: Run 10m of wire rope through the fixings of one side.



STEP 4: Loop one of the wire ends through the corner fixing and secure with either 2 copper ferrules or 2 wire rope grips.



STEP 5: Hook an opened Barrell Strainer to the other corner fixing and thread the free end of the wire rope through the eye. Pull the rope tight. Secure using 2 copper ferrules or 2 wire rope grips.



STEP 6: Tension the wire by tightening the barrell strainer.

REPEAT STEPS 3 TO 6 FOR THE OTHER 3 SIDES OF THE AREA



STEP 7: To attach the net to the rope, attach one corner of the net to the corner fixing using a netting corner tie. When you reach each corner ensure that a netting corner tie is installed around the mesh and the corner fixing.



STEP 8: Hogging every mesh to the wire rope ensuring that the net is pulled tight and is square.

TRIM OFF ANY SURPLUS NET TO COMPLETE YOUR INSTALLATION

For nets larger than 10m x 10m

The only major difference for installing a larger net, is that you will need to install corner fixings every 10m to spread the weight of the net. You may also need to install additional cross wires to prevent the net from sagging in the middle.

Essential Products for Correct, Efficient Net Installation

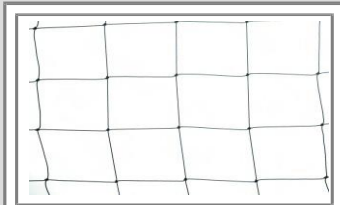
For any net installation, regardless of size you will require the following products:

- Netting
- Wire Rope and Tensioning Products
- Corner and Intermediate fixings
- Cable-to-net-fixings
- Tools




It is also important that the correct tools are used to make the process very efficient.

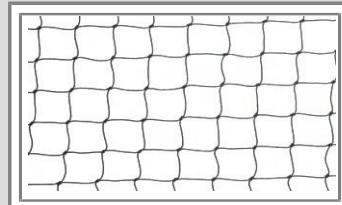
Netting




75mm Seagull Net - Available in Translucent, Black, Stone & No Flame



50mm Pigeon Net - Available in Translucent, Black & Stone & No Flame



28mm Starling Net - Available in Black, Stone, Translucent & No Flame



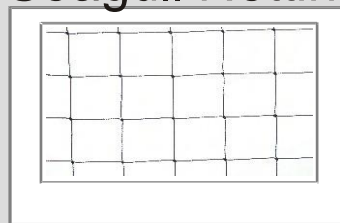
19mm Sparrow Net - Available in Translucent, Black, Stone & No Flame

All our nets are manufactured from knotted polyethylene which does not absorb water, so it does not stretch and is chemically inert. All of our nets are UV light stabilised for use in direct sunlight all over the globe. As an indication it is likely to resist UV degradation in average UK sunlight conditions in excess of 10 years.

The nets are constructed from monofilaments designed specifically for bird net systems. They are extruded to 0.3mm thick. They are then twisted into a twine which is either 12/4, 12/6 or 12/9 strands thick depending upon the mesh size of the net.

All of our netting comes in no-flame should you require it, and is available in black with a coloured fleck. It is designed to provide a cost-effective and safe solution for use in areas where people or combustible materials would be at risk, e.g. over fire escapes, under canopies and in warehouses. A no flame net will shrink away from the flame reducing the amount of molten debris, to minimise fire spread

Seagull Netting - 75mm mesh



75mm Black



75mm Translucent




75mm Stone



75mm No Flame

Product No.	Description	Unit
N75B	75mm Seagull Net	m ²

Pigeon Netting - 50mm mesh



50mm Black



50mm Translucent




50mm Stone







50mm No Flame

Product No.	Description	Unit
N50B	50mm Pigeon Net	m ²
N50NF-5x5	50mm Pigeon Net - No-Flame	m ²





Pheasant Netting - 40mm mesh

		
40mm Black	40mm Translucent	40mm Stone
<i>Product No.</i>	<i>Description</i>	<i>Unit</i>
N40B	40mm Pheasant Net	m ²

Starling Netting - 28mm mesh


			
28mm Black	28mm Translucent	28mm Stone	28mm No Flame
<i>Product No.</i>	<i>Description</i>	<i>Unit</i>	
N28B	28mm Starling Net	m ²	

Sparrow Netting - 19mm mesh

			
19mm Black	19mm Translucent	19mm Stone	19mm No Flame
<i>Product No.</i>	<i>Description</i>	<i>Unit</i>	
N19B	19mm Sparrow Net	m ²	
N19NF-5x5	19mm Sparrow Net - No-Flame	m ²	

Cable & Tensioning

It is important to use a properly tensioned suspension system holding the net tightly against the structure being proofed. This is achieved by using wire rope around the perimeter of the area, using corner and intermediate fixings. The wire rope is then tensioned using barrel strainers. The wire is formed into loops and attached using either copper ferrules or wire rope grips. The wire rope and tensioning products are available in either Professional (stainless steel) or Budget (Galvanized).



Budget Range

Product No.	Description	Unit
GV25	Galvanized Wire Rope	25m
GV200	Galvanized Wire Rope	200m
NT120	Budget Cutters	each
NF140	Wire Rope Grips	pack 20
NT121	Wire Rope Grip Nut spinner	each
NF142	Galvanized Barrell Strainers	each

Professional Range

Product No.	Description	Unit
SS25	Stainless Steel Wire Rope	25m
SS200	Stainless Steel Wire Rope	200m
PW228	Copper Ferrules	pack 100
NT143	Ratchet Crimp Tool	each
NF141	Stainless Steel Barrell Strainers	each

Corner Fixings

The weight of the net is carried by the corner fixings so it is important to ensure you chose the appropriate fixings, depending on what material you are fixing these to. The fixings will vary for Masonry, Timber, Cladding and Steel work and often they are available in either galvanised or stainless steel.

These fixings are placed wherever the straining wire turns a corner and at 10m intervals on straight runs.

Corner Products for Masonry & Timber



Corner Eye Bolts



Straight Shank Drill Bit - 10mm



SDS Drill Bit - 10mm

Budget Range

Product No.	Description	Unit
NF147	Galvanised Corner Eye Bolts	pack 10
NT130	10mm Straight Shank Drill Bit	each


Professional Range

Product No.	Description	Unit
NF145	Stainless Steel Corner Eye Bolts	pack 10
NT130	10mm Straight Shank Drill Bit	each


Corner Products for Steel Work & Cladding



Beam Clamp - 20mm



Cladding Bolt



Beam Bolt

Budget Range

Product No.	Description	Unit
NF159	Galvanised Beam Clamps - 20mm	pack 10
NF162	Galvanised Beam Bolt	pack 10
NF164	Galvanised Cladding Bolt	pack 10

Professional Range

Product No.	Description	Unit
NF160	Stainless Steel Beam Clamps - 20mm	pack 10
NF161	Stainless Steel Beam Bolt	pack 10
NF163	Stainless Steel Cladding Bolt	pack 10

Intermediate Fixings

These are used for holding the straining wire close to the structure to ensure the netting is an effective deterrent. These should be spaced at 1m intervals for 75mm and 50mm mesh, 0.5m for 40mm and 28mm mesh and 0.3m for 19mm mesh, along the whole perimeter of the netting. Available in Galvanised and Stainless steel it is important to know what structure you will be fixing these to, to purchase the appropriate fixings.


Intermediate Fixings for Masonry and Timber



Screw Eyes



Timber Vines Eyes - 100mm



Screw Pin



6mm Straight Shank Drill Bit



6mm SDS Drill Bit

Budget Range

Product No.	Description	Unit
NF143	Galvanised Screw Eyes - 40mm	pack 100
NF166	Galvanised Vine Eyes - 100mm	pack 100
NF167	Stainless Vine Eyes - 100mm	pack 100
NF146	Red wall Plugs for use with Screw Eyes and Vine Eyes	pack 100
NT128	6mm Straight Shank Drill Bit	each
NT129	6mm SDS Drill Bit	each

Professional Range

Product No.	Description	Unit
NF144	Stainless Steel Screw Eyes - 40mm	pack 100
PW211	Stainless Steel Screw Pin for Timber	pack 10
NF146	Red wall Plugs for use with Screw Eyes and Vine Eyes	pack 100
NT128	6mm Straight Shank Drill Bit	each
NT129	6mm SDS Drill Bit	each

Intermediate Products for Steel Work



Galvanised Beam Clip 2-3mm



Stainless Steel Beam Clip 14-20mm

Budget Range

Product No.	Description	Unit
NF168-100	Galvanised Hammer on Beam Clips 2-4mm	pack 100
NF169-100	Galvanised Hammer on Beam Clips 5-9mm	pack 100
NF170-100	Galvanised Hammer on Beam Clips 10-16mm	pack 100
NF171-100	Galvanised Hammer on Beam Clips 17-20mm	pack 100

Professional Range

Product No.	Description	Unit
NF172-100	Stainless Steel Hammer on Beam Clips 3-8mm	pack 100
NF173-100	Stainless Steel Hammer on Beam Clips 8-14mm	pack 100
NF174-100	Stainless Steel Hammer on Beam Clips 14-20mm	pack 100

Intermediate Products for Cladding




Angle Brackets



Self Drill Screws



Rubber Bonded Washers



Net Guides



Hex Drive Socket

Budget Range

Product No.	Description	Unit
NF175	Galvanised Angle Brackets	pack 100
NF176	Galvanised Self Drill Screws 25mm	pack 100
NF180	Galvanised Rubber Bonded Washers	pack 100
NT132	8mm Hex Drive socket	each

Professional Range


Product No.	Description	Unit
NF178	Stainless Steel Angle Brackets	pack 100
NF179	Stainless Steel Self Drill Screws 25mm	pack 100
NF177	Stainless Steel Rubber Bonded Washers	pack 100
NF181	Stainless Steel Net Guides - For use with Self Drill Screws	pack 100
NT132	8mm Hex Drive socket	each

Cable To Net Products

The net is attached to the wire rope using hog ring staples, available in either Stainless Steel or galvanised. You will require a hog ring stapler to use these.



Hog Rings



Hog Ring Stapler



Pneumatic Hog Ring Stapler



Battery Hog Ring Stapler



Netting Corner Ties

Budget Range

Product No.	Description	Unit
NF152	Galvanised Hog Ring staples	Box 500
NF153	Galvanised Hog Ring staples	Box 1,000
NF154	Galvanised Hog Ring staples	Box 2,500
NT122	Hog Ring Stapler	each
NF148	Netting Corner Ties	pack 100

Professional Range

Product No.	Description	Unit
NF149	Stainless Steel Hog Ring Staples	Box 500
NF150	Stainless Steel Hog Ring Staples	Box 1,000
NF151	Stainless Steel Hog Ring Staples	Box 2,500
NT122	Hog Ring Stapler	each

Roof Brackets

Our range of roofing products ensure that the netting is sufficiently raised above the roof. Brackets are available for both residential or commercial properties, all designed in stainless or galvanised steel. The dormer roof brackets will pierce the roof, so it is important to use a sealant to prevent leakage. Coach bolts are required for these and are not included. As an alternative we sell a box section non piercing roof mount, which is available in either 50cm, or 100cm heights. The non piercing roof mounts are ideal for commercial solutions and are available in either 1m or 2m heights, with a 2 slab or 4 slab option. the paving slabs are essential for weighting down the mounts. Paving slabs are not provided.

Domestic Roof Brackets




Product No.	Description	Unit
NF182	Corner Roof Brackets - Seagull 360mm High	each
NF183	Intermediate Roof Bracket - Seagull 360mm High	each
-	Box section roof Mount - 50cm	each
-	Box section Roof Mount - 100cm	each



Commercial Roof Brackets

Product No.	Description	Unit
NF186-1	Non Piercing Roof Mount - 1m High 2 Slab (Paving Slabs not included)	each
NF186-2	Non Piercing Roof Mount - 2m High 2 Slab (Paving Slabs not included)	each
NF187-1	Non Piercing Roof Mount - 1m High 4 Slab (Paving Slabs not included)	each
NF187-2	Non Piercing Roof Mount - 2m High 4 Slab (Paving Slabs not included)	each
NF190-1	Non Piercing Ridge Mount - 1m High 4 Slab (Paving Slabs not included)	each
NF191-2	Non Piercing Rodge Mount - 2m High 4 Slab (Paving Slabs not Included)	each

Additional Tools

Product No.	Description	Unit
NT125	Sprung Net shears	each
NT134	Wire Rope Dispenser <i>Wire Rope not included</i>	each







Specialist Products

Our specialist products include, slate brackets for placing between roof tiles to ensure the wire rope runs as close as possible to the roof, netting zips to maintain accessibility behind netting at all times and net repair twine, to touch up any small tears that may appear in the net over a prolonged period of time.

For any other specialist products that are not listed please contact our sales team on 01539 720950.



Slate Brackets



Net Zip



Net Repair Twine

Product No.	Description	Unit
NF192	Slate Brackets	pack 10
NF194	Net Zip - 1m White	each
NF197	Net Zip - 2m White	each
NF195	Net Zip - 1m Stone	each
NF198	Net Zip - 2m Stone	each
NF193	Net Zip - 1m Black	each
NF196	Net Zip - 2m Black	each
NF199	Net Repair Twine	each

Netting Kits

Our budget netting kits come complete with everything required to professionally and efficiently install your net. Included in the kits are: Netting - either 75mm Seagull, 50mm Pigeon, 28mm Starling or 19mm Sparrow in 5m x 5m or 10m x 10m.



5m x 5m Netting Kits

75mm Seagull	50mm Pigeon	28mm Starling	19mm Sparrow
Fixings	Fixings	Fixings	Fixings
50m Wire Rope Barrell Strainers x 4 Screw Eyes & Wall Plugs x 30 Corner Eye Bolts x 4 Wire Rope Grips x 10 Cable Ties x 10 Hog Ring Staples x 400	50m Wire Rope Barrell Strainers x 4 Screw Eyes & Wall Plugs x 30 Corner Eye Bolts x 4 Wire Rope Grips x 10 Cable Ties x 10 Hog Ring Staples x 500	50m Wire Rope Barrell Strainers x 4 Screw Eyes & Wall Plugs x 60 Corner Eye Bolts x 4 Wire Rope Grips x 10 Cable Ties x 10 Hog Ring Staples x 900	50m Wire Rope Barrell Strainers x 4 Screw Eyes & Wall Plugs x 90 Corner Eye Bolts x 4 Wire Rope Grips x 10 Cable Ties x 10 Hog Ring Staples x 1300
Tools	Tools	Tools	Tools
Sprung Net Shears Wire Rope Cutters Wire Rope Grip Nut Spinner Hog Ring Stapler 6mm Straight Shank Drill Bit 10mm Straight Shank Drill Bit	Sprung Net Shears Wire Rope Cutters Wire Rope Grip Nut Spinner Hog Ring Stapler 6mm Straight Shank Drill Bit 10mm Straight Shank Drill Bit	Sprung Net Shears Wire Rope Cutters Wire Rope Grip Nut Spinner Hog Ring Stapler 6mm Straight Shank Drill Bit 10mm Straight Shank Drill Bit	Sprung Net Shears Wire Rope Cutters Wire Rope Grip Nut Spinner Hog Ring Stapler 6mm Straight Shank Drill Bit 10mm Straight Shank Drill Bit

Product No.	Description	Unit
-	75mm Seagull Net Kit - 5m x 5m	each
-	50mm Pigeon Net Kit - 5m x 5m	each
-	28mm Starling Net Kit - 5m x 5m	each
-	19mm Sparrow Net Kit - 5m X 5m	each

10m x 10m Netting Kits

75mm Seagull

50mm Pigeon

28mm Starling

19mm Sparrow

Fixings

50m Wire Rope
Barrell Strainers x 4
Screw Eyes & Wall Plugs x 50
Corner Eye Bolts x 4
Wire Rope Grips x 10
Cable Ties x 10
Hog Ring Staples x 800

Fixings

50m Wire Rope
Barrell Strainers x 4
Screw Eyes & Wall Plugs x 50
Corner Eye Bolts x 4
Wire Rope Grips x 10
Cable Ties x 10
Hog Ring Staples x 1000

Fixings

50m Wire Rope
Barrell Strainers x 4
Screw Eyes & Wall Plugs x 100
Corner Eye Bolts x 4
Wire Rope Grips x 10
Cable Ties x 10
Hog Ring Staples x 1800

Fixings

50m Wire Rope
Barrell Strainers x 4
Screw Eyes & Wall Plugs x 170
Corner Eye Bolts x 4
Wire Rope Grips x 10
Cable Ties x 10
Hog Ring Staples x 2500

Tools

Sprung Net Shears
Wire Rope Cutters
Wire Rope Grip Nut Spinner
Hog Ring Stapler
6mm Straight Shank Drill Bit
10mm Straight Shank Drill Bit

Tools

Sprung Net Shears
Wire Rope Cutters
Wire Rope Grip Nut Spinner
Hog Ring Stapler
6mm Straight Shank Drill Bit
10mm Straight Shank Drill Bit

Tools

Sprung Net Shears
Wire Rope Cutters
Wire Rope Grip Nut Spinner
Hog Ring Stapler
6mm Straight Shank Drill Bit
10mm Straight Shank Drill Bit

Tools

Sprung Net Shears
Wire Rope Cutters
Wire Rope Grip Nut Spinner
Hog Ring Stapler
6mm Straight Shank Drill Bit
10mm Straight Shank Drill Bit

Product No.	Description	Unit
-	75mm Seagull Net Kit - 10m x 10m	each
-	50mm Pigeon Net Kit - 10m x 10m	each
-	28mm Starling Net Kit - 10m x 10m	each
-	19mm Sparrow Net Kit - 10m x 10m	each

Fixing Kits

This budget fixing kit contains all fixings for a cost-effective installation, saving you 10% off the individual fixing costs.

Included in the Budget kit is:

Corner Eye bolts x 4
Screw Eyes & Wall Plugs x 50
Masonry Drill Bits
Rope - 50m Roll
Wire Rope Grips x 20
Hog Ring Staples x 2500
Netting Corner Ties x 100

Product No. Nf123

Included in the Professional Kit is:

Corner Eye bolts x 4
Screw Eyes & Wall Plugs x 50
Masonry Drill Bits Wire
Wire Rope - 50m Roll
Copper Ferrules x 100
Hog Ring Staples x 2500
Netting Corner Ties x 100

Product No. NF0872



Product No.	Description	Unit
-	Budget Net Fixing Kit	each
-	Professional Net Fixing Kit	each

Tool Kits

This budget tool kit contains all necessary tools to install your net, saving you 10% off the individual tool costs.

Included in the budget kit is:

Budget Cutters
Wire Rope Grip Nut Spinner
Hog Ring Stapler
Sprung Net Shears

Product No. NTK075

Included in the Professional Kit is:

Felco Cutters
Ratchet Crimp Tool
Hog Ring Stapler
Sprung Net Shears

Product No. NTK076



NTK076

Product No.	Description	Unit
NT127	Budget Net Tool Kit	each
NT126	Professional Net Tool Kit	each

